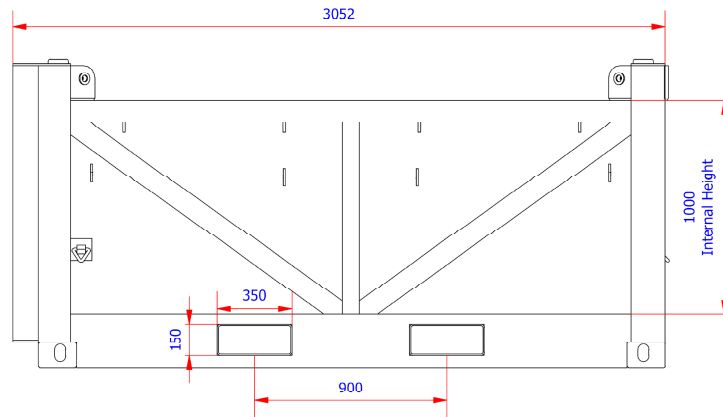
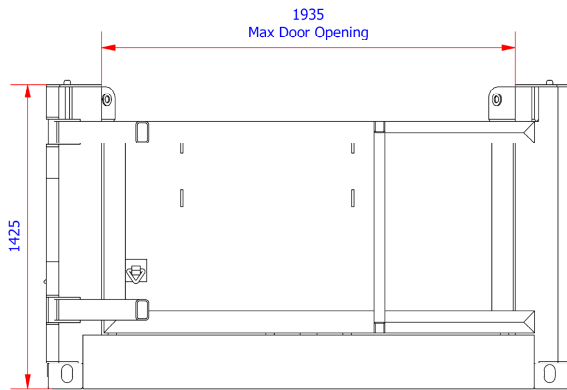
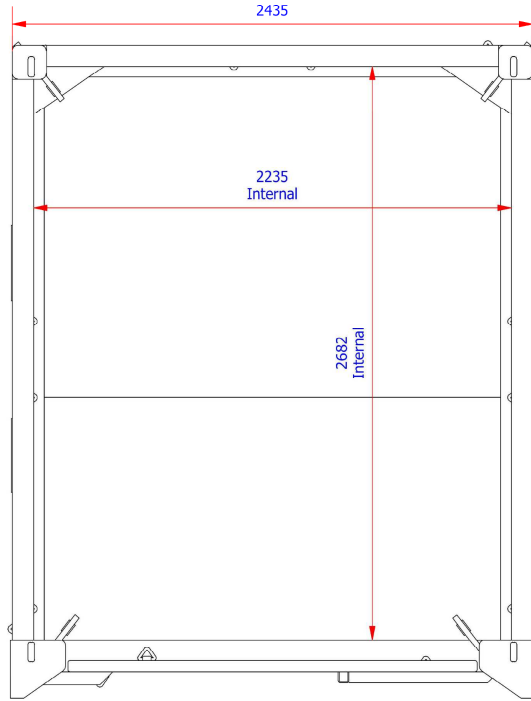


REV	BY	DESCRIPTION	DATE	CHKD	APPR	EXT AP	CL APP
1	DB	-	06.11.14	DB	NH		



Tare: 2,180 Kgs
Payload: 10,320 Kgs
Gross: 12,500 Kgs

<p>This drawing is copyright© and is the property of Blue Manta International, and must not be reproduced or used without the express permission of Blue Manta International.</p>	<p>General tolerances UNO Steel fabrications: ± 3.00mm Machining: ± 0.25mm Concentric: ± 0.05mm Angular: ± 30mins</p>	<p>Machined corner radii: Inside: ± 0.50mm UNO Outside: ± 0.65mm UNO</p>
	<p>Description: 10' x 8' Half Height - Swing Door</p>	
<p>Part no: -</p>	<p>Drawing No: BMD-1193</p>	
<p>Client: Blue Manta</p>	<p>Scale: NTS @ A3</p>	

